

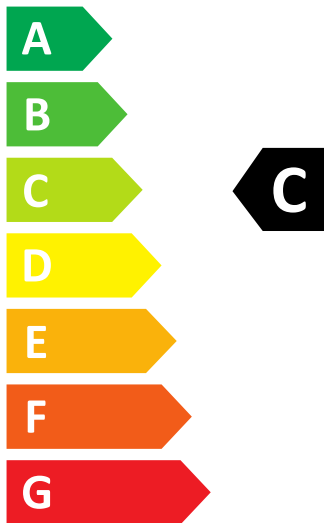
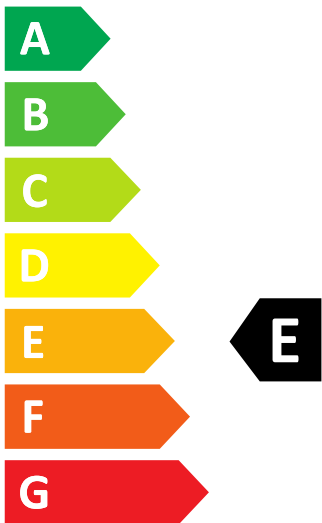


# ENERG



Candy

CSOW  
4965TWE/1-S



377 kWh / 100

66 kWh / 100

6 kg



9 kg

86 L



49 L

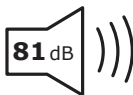
7:50



3:48



ABCDEF G



ABC **D**